



**We are more effective today  
than we've ever been – as  
we should be.**

What was started 60 years ago by a determined few, is now an organization employing close to 400 staff, serving more than 375 individuals in over 100 sites in several surrounding communities.

We've quickly realized, regardless of change, people still want and need what they've been getting through our services - **and it is up to us to make it happen.** So, we have learned how to embrace the changes and opportunities available **to fuel new achievements.**

We know to live successfully in the community **people need to feel connected** – with friends, family, loved ones – it is what adds richness to life. We also know to be successful we need to **create opportunities** - with business partners, donors, and child care providers. Part of our responsibility is to be a catalyst - to **nurture the growth** of those around us.

**As we look to the future,** we realize that in a relatively brief period of time EPI could look different than we do today. Just as we look very different than the organization that was created in 1957 - over sixty years ago.

**What will always remain is our deep commitment to the people who come to us for our services.**

*Celebrating  
60 Years*



*Connecting people, creating  
opportunities, and nurturing  
growth since 1957.*

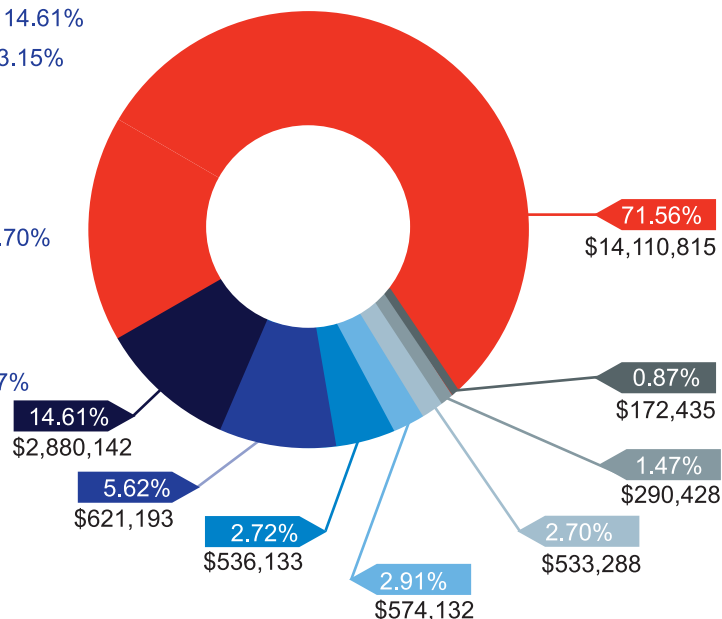


## Revenue

Fiscal Year 2017 | Pre-audit Figures

- Medicaid | 71.56%
- State/Federal Grants | 14.61%
- Contracted Services | 3.15%
- Donations | 2.72%
- Consumer Fees & SSA | 2.91%
- Rental Income & Property Repairs | 2.70%
- County Funded & Voc Rehab | 1.47%
- Transportation Vehicle Repair & Rentals | 0.87%

**Total \$19,718,566**

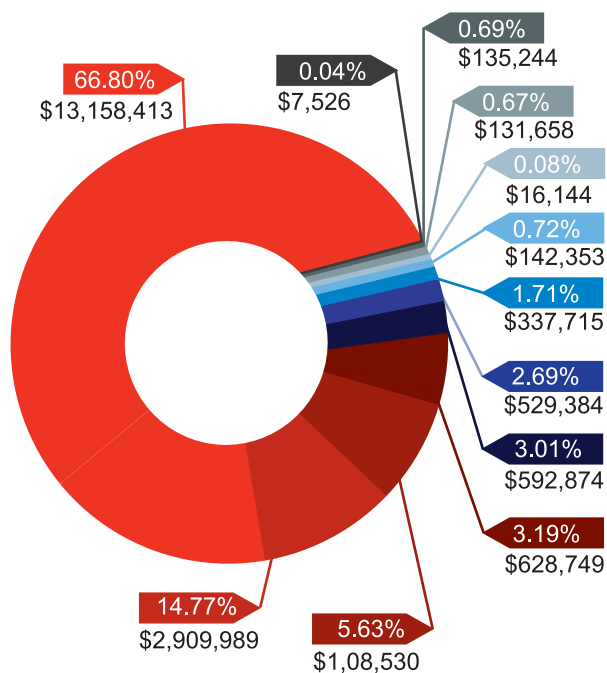


## Expenses

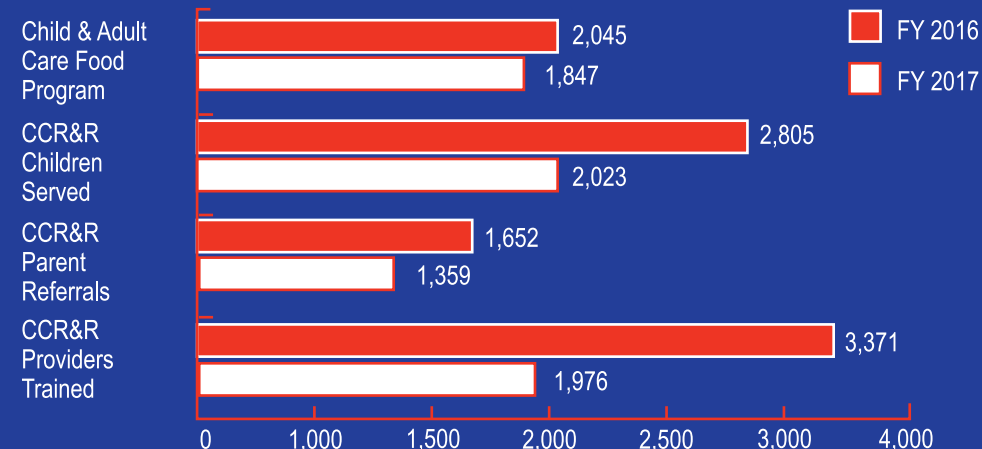
Net Administration is 7.77% of Total Expenses

- Community Living - Residential | 66.80%
- Children & Family Services | 14.77%
- Transportation | 5.63%
- Community Living - Day Habilitation | 3.19%
- Property Management | 3.01%
- Community Living - Employment Services | 2.69%
- Consultation & Coordination Affiliated | 1.71%
- Foundation | 0.72%
- Community Living - Children | 0.08%
- Representative Payee | 0.67%
- General Other Revenue | 0.69%
- Health Equipment | 0.04%

**Total \$19,698,579**



## Community Children & Family Services



## Community Services

